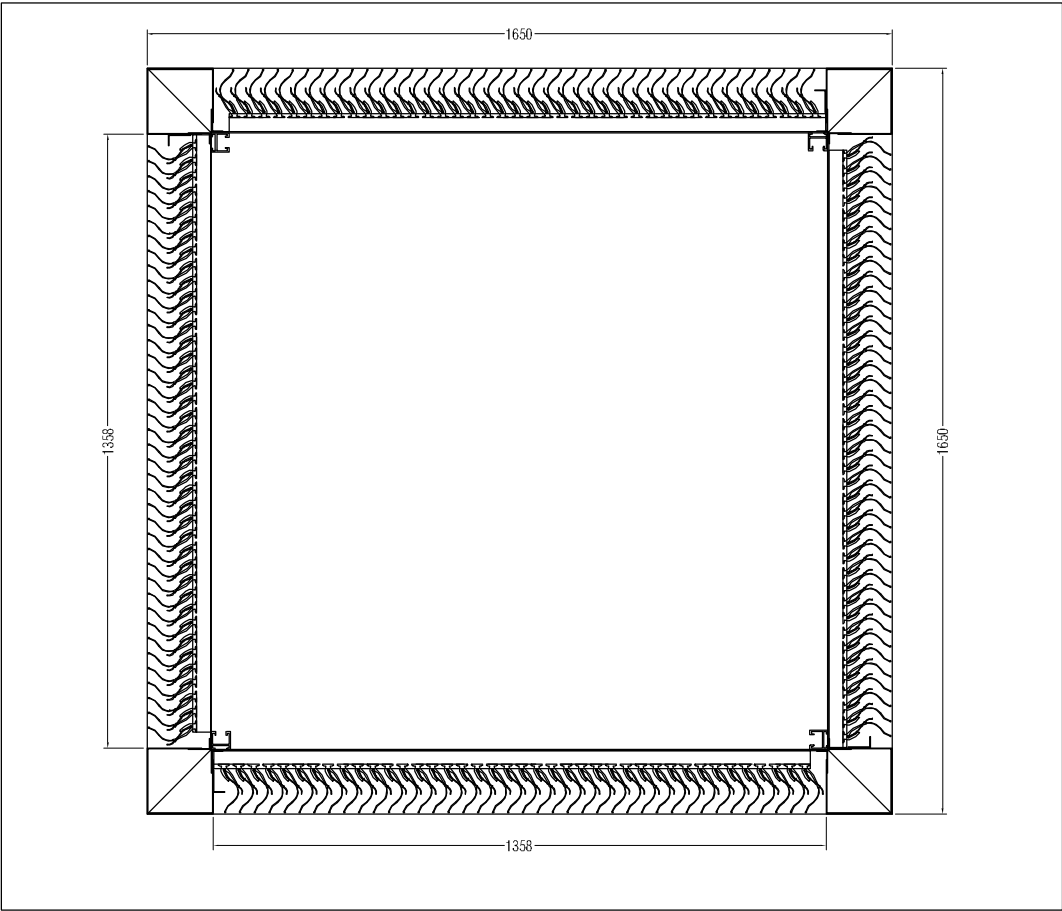
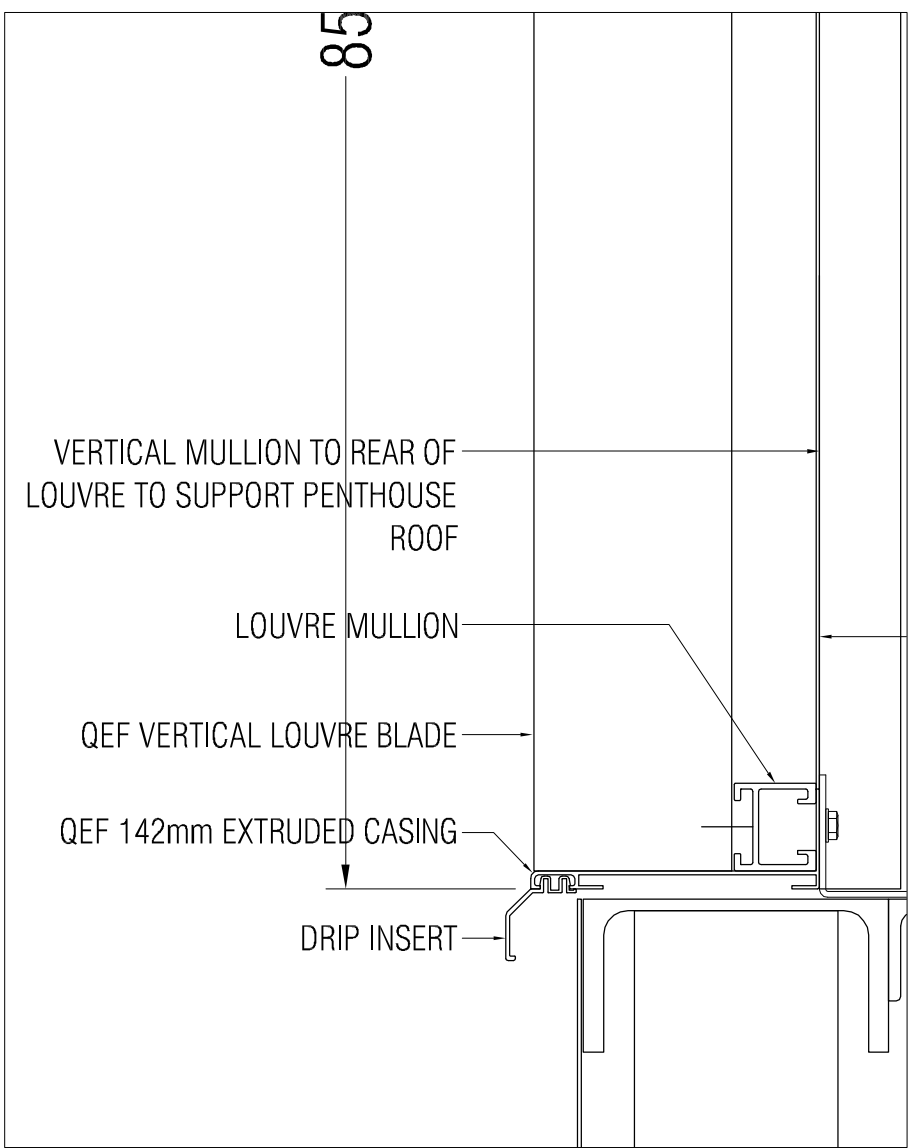



PENTHOUSE END SECTION DETAILS



PLAN DETAILS



BASE CONNECTION DETAILS



SIDE ELEVATION

PENTHOUSE LOUVRE SPECIFICATION

Manufacture: QEF Louvre Penthouse,
Supplied and installed by QEF Ltd.
Tel: +353 (0)56 776 4910
Fax: +353 (0)56 776 1557 .

Reference: QEF Vertical 33 Blade Louvre Modular Penthouse

Description: QEF Vertical 33 Penthouse Louvre with casement surround, mounted on standard 40mm mullion system.

Blade pitch: 33mm.

Aluminum Roof: The roof is pressed from aluminium sheets and welded at corners.

Material: Manufactured from extruded aluminium alloy 6063 T6.

Finish: Louvre & Roof powder coated to RAL 7004 matt.

Dimensions: All Penthouse Louvres are bespoke to agreed dimensions.

Performance: Refer to QEF Vertical 33 Louvre Data Sheet.

Fixing: Fixed onto prepared upstand by main contractor

Accessories: Bird or insect mesh.

Performance Classification

Limiting Face Velocity	Rating
0m/s Vent	A2
1m/s Vent	B2
2m/s Vent	C2

Louvre have an inlet cd of 0.34.

Results provided by BSRIA Limited against
BSEN 13030



Commercial Centre
Dublin Road
Kilkenny

Tel: +353 (0)56 776 4910
Fax: +353 (0)56 776 1557
Website: www.qefltd.ie
Email: sales@qefltd.ie

Project:

QEF Vertical 33 Louvre
Standard Penthouse

Details:

Louvered Penthouse

Drawn:

RS

Date:

14.06.16

Scale:

1:16 , 1:5

Org.No.

P/VERT33/WR

Rev: