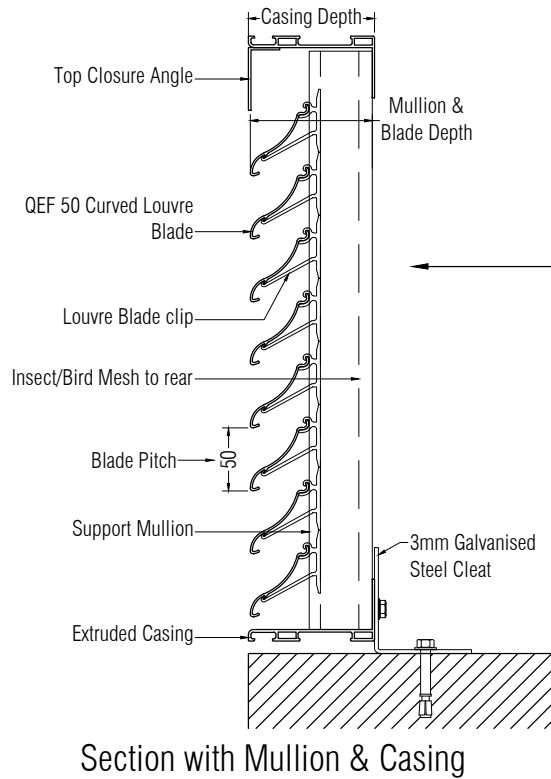


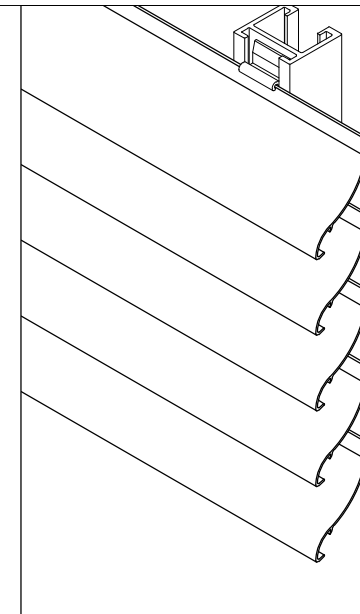
QEF 50 Curved Blade Louvre Data Sheet



Depth Table for Louvres

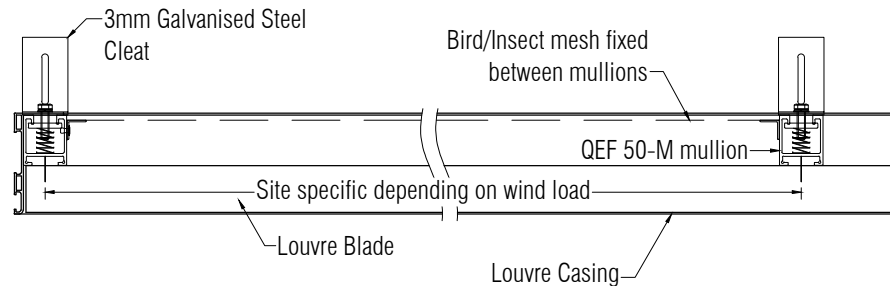
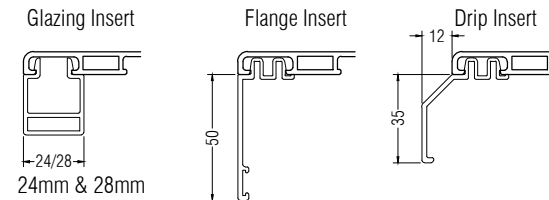
50C Louvre Depth		
Mullion Type	Depth with Mullion	Casing Depth
12-M	59mm	68mm
40-M	87mm	100mm
50-M	97mm	100mm
73-M	120mm	130mm

50-M used as standard and shown in section. Contact QEF to discuss site specific mullion & blade spans.



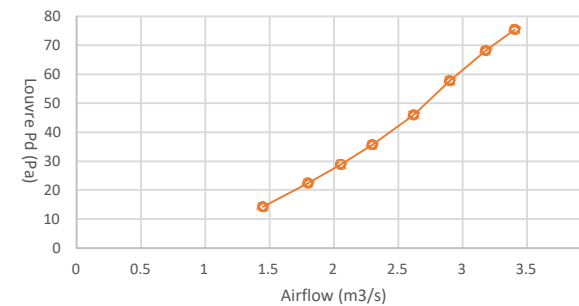
Isometric Detail

Casing Insert Options



Plan Detail

Resistance to Airflow (C_e)



Specification

Manufacture & Reference: QEF 50C Louvre System, supplied and installed by QEF Ltd.
Tel: +353 (0)56 776 4910
Email: sales@qeftd.ie

Description: 50mm Curved ventilation Louvre with casement surround, mounted on mullions fixed to structure with adjustable cleats.

Blade pitch: 50mm.

Material: Manufactured from extruded aluminium alloy 6063 T6.

Finish: Polyester powder coated to RAL or BS colour, in matt, satin or gloss finishes

Dimensions: All Louvres are bespoke to clients needs

Performance: Louvre have an inlet cd of 0.31. Nominal Free Area = 56%

Fixing: Mullion spacing and fixing centres to rear steel (by others) subject to site wind loads and independent engineering.

Accessories: Bird / insect mesh, blanking / insulated blanking plate to rear. Single / Double doors.

Performance Classification

Limiting Face Velocity	Rating
0m/s Vent	A2
0.5m/s Vent	B2
1.5m/s Vent	C2

Results provided by BSRIA Limited against BSEN 13030 with insect mesh fitted



Commercial Centre, Dublin Road, Kilkenny, R95 TR82, Ireland
Tel: +353 (0)56 776 4910
Website: www.qeftd.ie
Email: sales@qeftd.ie

Drawn: RAB	Date: 09/01/2019	Scale: NTS
Dwg.No: L/50C/S/H	Rev: B	