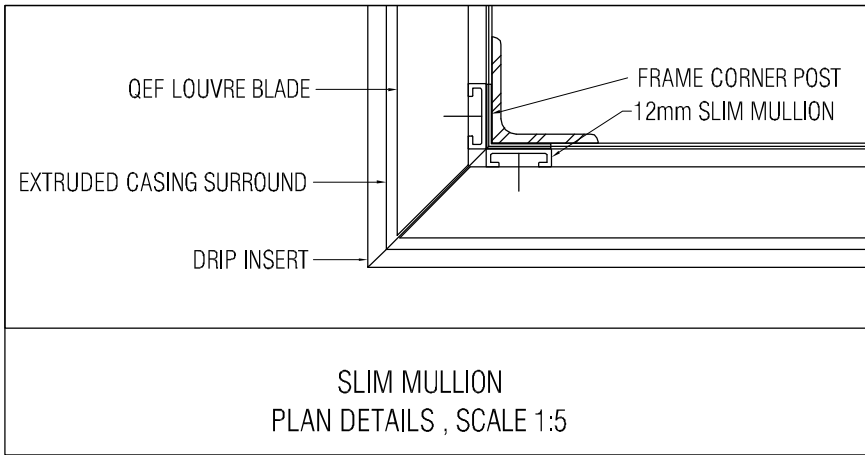
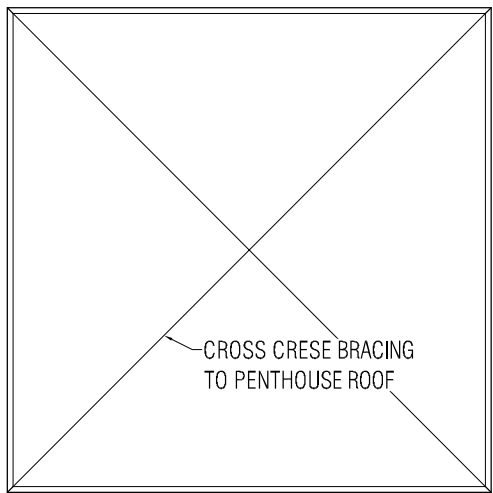
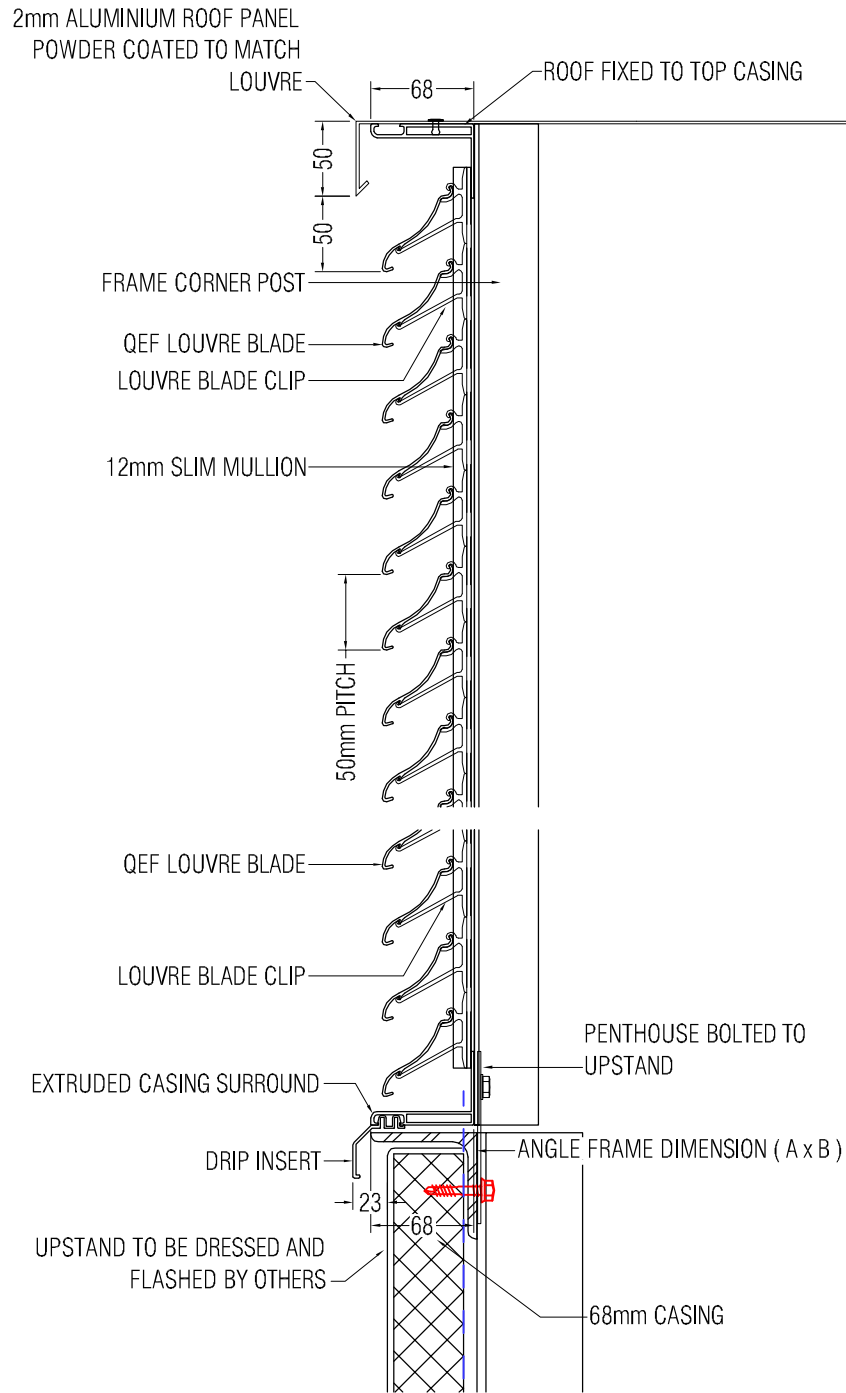


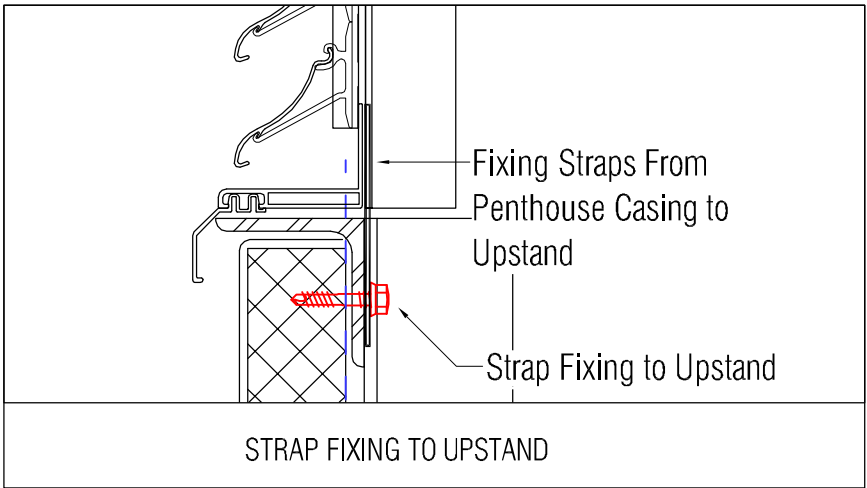
12mm SLIM MULLION
PENTHOUSE LAYOUT DETAILS
SCALE 1:16



SLIM MULLION
PLAN DETAILS , SCALE 1:5



SLIM MULLION
FIXING DETAILS , SCALE 1:5



STRAP FIXING TO UPSTAND

PENTHOUSE LOUVRE SPECIFICATION

Manufacture: QEF Louvre Penthouse,
Supplied and installed by QEF Ltd.
Tel: +353 (0)56 776 4910
Fax: +353 (0)56 776 1557 .

Reference: QEF 50 Curved Blade Louvre Penthouse

Description: QEF Penthouse Louvre with casement surround, mounted on slim 12mm or standard 40mm mullions.

Blade pitch: 50mm.

Aluminium Roof: The roof is pressed from 2mm aluminium sheets and welded at corners.

Material: Manufactured from extruded aluminium alloy 6063 T6.

Finish: Louvre & Roof powder coated to RAL 7004 matt. Support frame where required in mill finish.

Dimensions: All Penthouse Louvres are bespoke to agreed dimensions.

Performance: Louvre have an inlet cd of 0.34.

Fixing: Fixed onto prepared upstand by main contractor

Accessories: Bird mesh.

Performance Classification

Limiting Face Velocity	Rating
0m/s Vent	A2
1m/s Vent	B2
2m/s Vent	C2

Louvre have an inlet cd of 0.34.

Results provided by BSRIA Limited against
BSEN 13030



Commercial Centre
Dublin Road
Kilkenny

Tel: +353 (0)56 776 4910
Fax: +353 (0)56 776 1557
Website: www.qefltd.ie
Email: sales@qefltd.ie

Project:

QEF 50 Curved Louvre
Small Penthouse

Details:

Louvered Penthouse
Slim Mullion Construction

Drawn:

RS

Date:

14/04/16

Scale:

1:16 , 1:5

Org.No.

P/50C/SM

Rev: