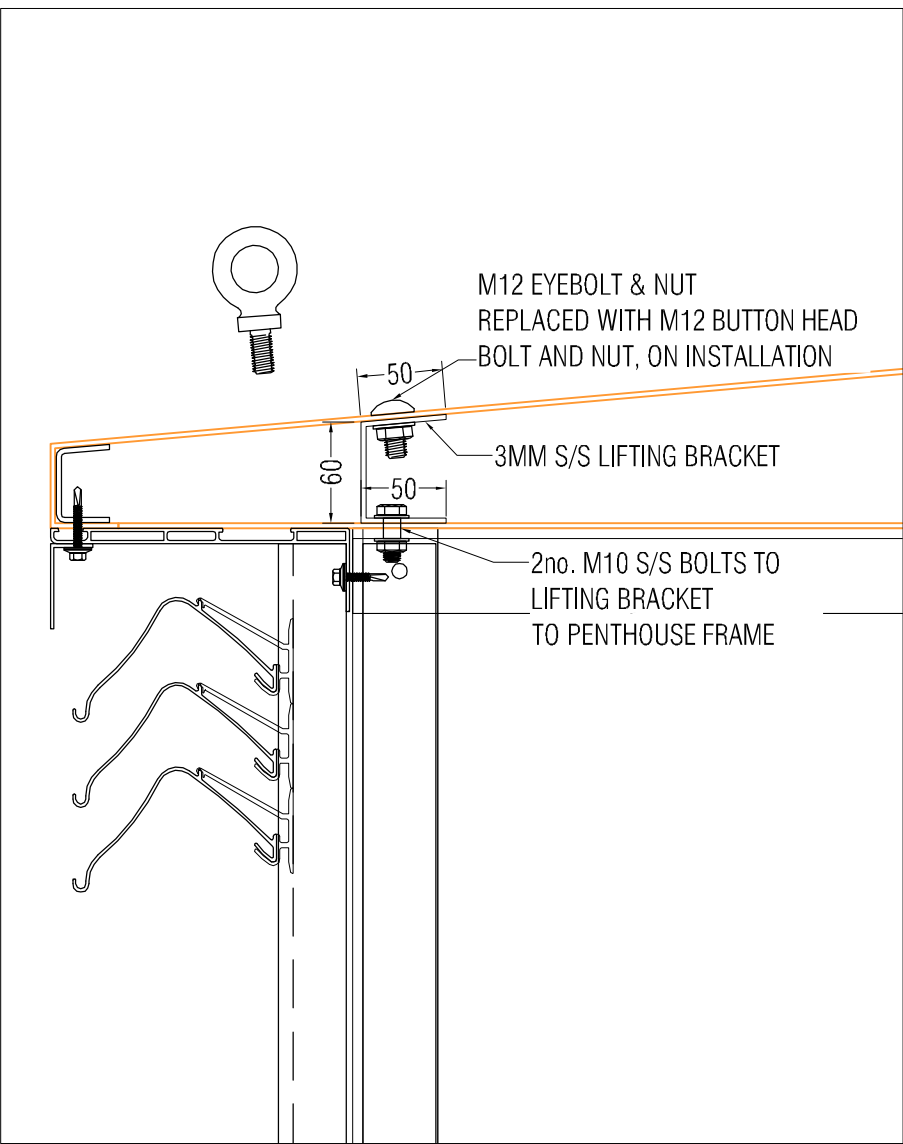
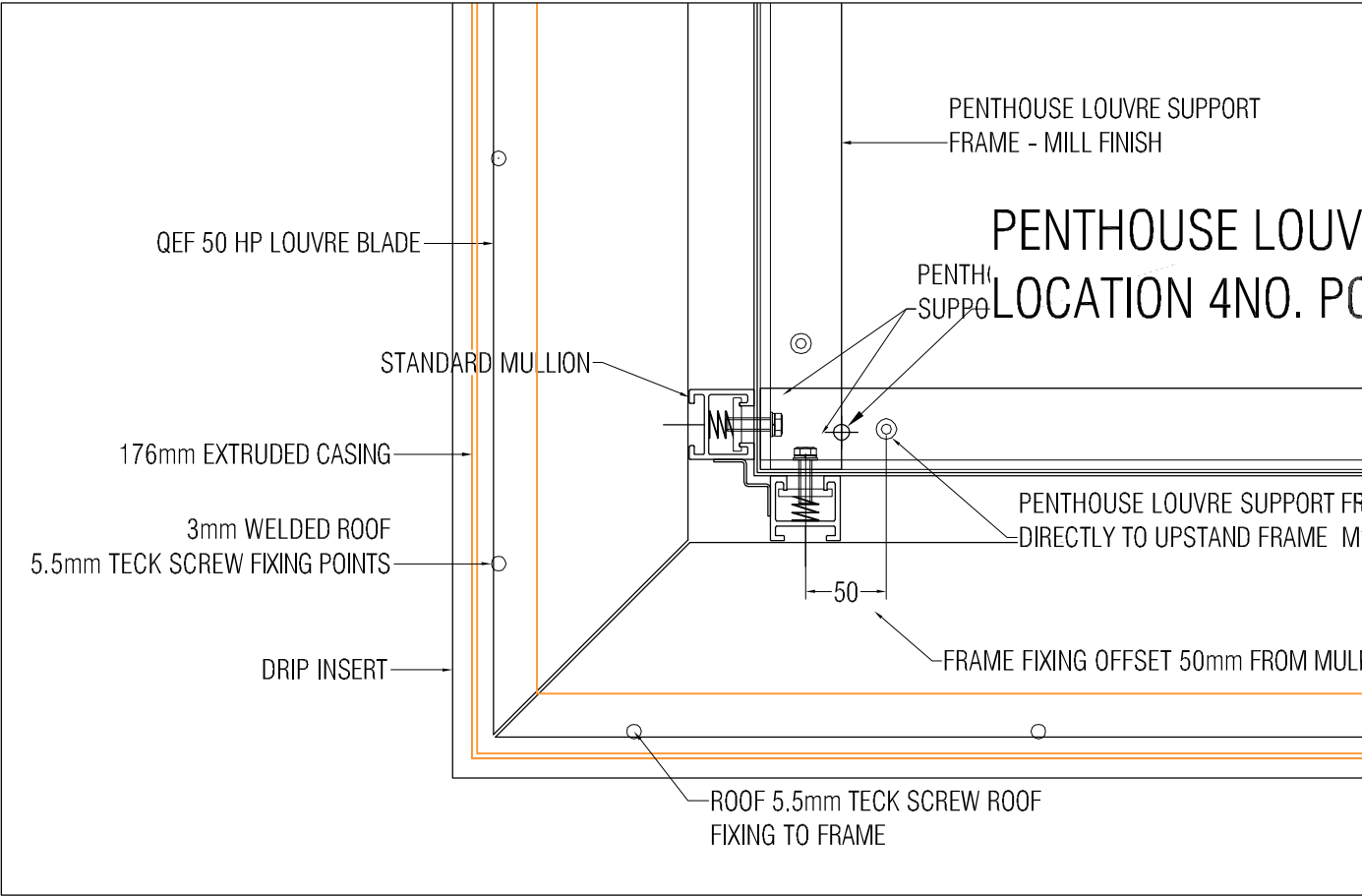


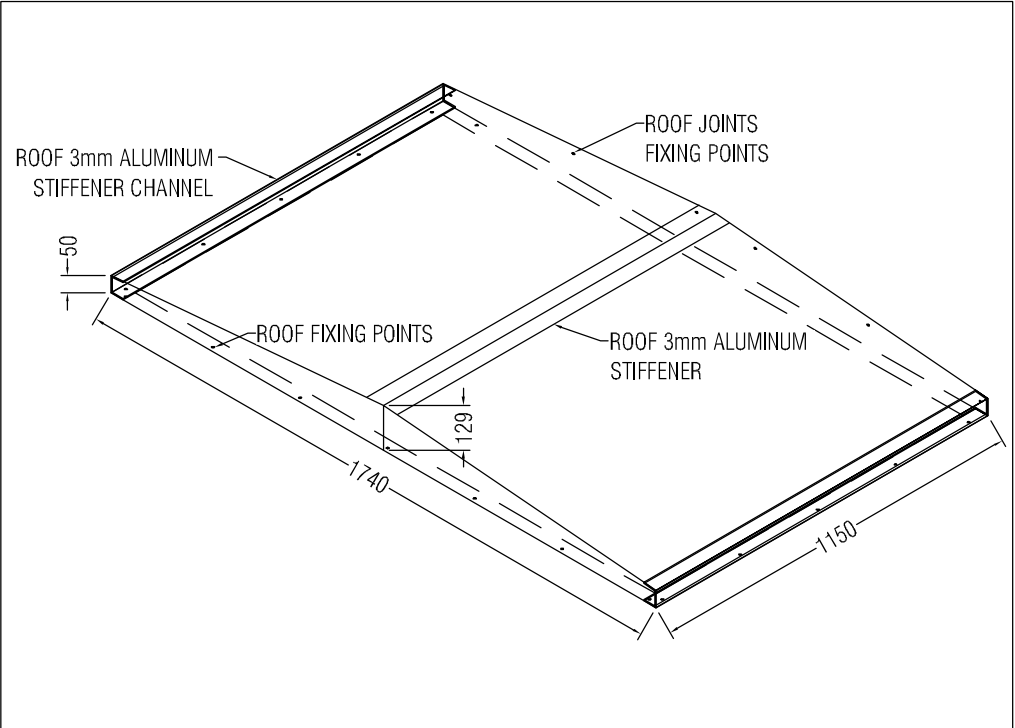
PENTHOUSE END SECTION DETAILS



LIFTING EYE DETAILS



CORNER PLAN DETAILS



ROOF DETAIL

PENTHOUSE LOUVRE SPECIFICATION

**Manufacture:** QEF Louvre Penthouse,  
Supplied and installed by QEF Ltd.  
Tel: +353 (0)56 776 4910  
Fax: +353 (0)56 776 1557 .

**Reference:** QEF 50HP Blade Louvre Modular Penthouse  
**Description:** QEF 50HP Penthouse Louvre with casement surround, mounted on standard 40mm mullion system with Internal Bracing.Manufactured in modular units for joining on site.

**Blade pitch:** 50mm.  
**Aluminum Roof:** The roof is pressed from aluminium sheets and welded at corners.  
**Material:** Manufactured from extruded aluminium alloy 6063 T6.  
**Finish:** Louvre & Roof powder coated to RAL 7004 matt.  
**Dimensions:** All Penthouse Louvres are bespoke to agreed dimensions.  
**Performance:** Refer to QEF 50HP Louvre Data Sheet.  
**Fixing:** Fixed onto prepared upstand by main contractor  
**Accessories:** Bird or insect mesh.

Performance Classification

Limiting Face Velocity	Rating
0m/s Vent	A2
1m/s Vent	B2
2m/s Vent	C2

Louvre have an inlet cd of 0.34.

Results provided by BSRIA Limited against  
BSEN 13030



Commercial Centre Dublin Road Kilkenny		Tel: +353 (0)56 776 4910 Fax: +353 (0)56 776 1557 Website: www.qefltd.ie Email: sales@qefltd.ie
Project: QEF 50HP Louvre Modular Penthouse		
Details: Louvered Penthouse Modular Braced Construction		
Drawn: RS	Date: 14.06.16	Scale:
Org.No: P/50HP/WR	Rev:	